



ASPIRE

— TO MOVE —



Ashley Avenue, Bath, BA1

Video and physical viewings available. Two bedroom maisonette located on Ashley Avenue, Newbridge. The property is offered unfurnished and is available now.

Ashely Avenue is located in the Newbridge area of Bath. There is a bus stop and the end of the road and the popular Chelsea road with local shops is 0.2 miles away. The Royal Victoria Park is just over the road, and the Hospital is also nearby.

£1,495 PCM

Ashley Avenue, Bath, BA1

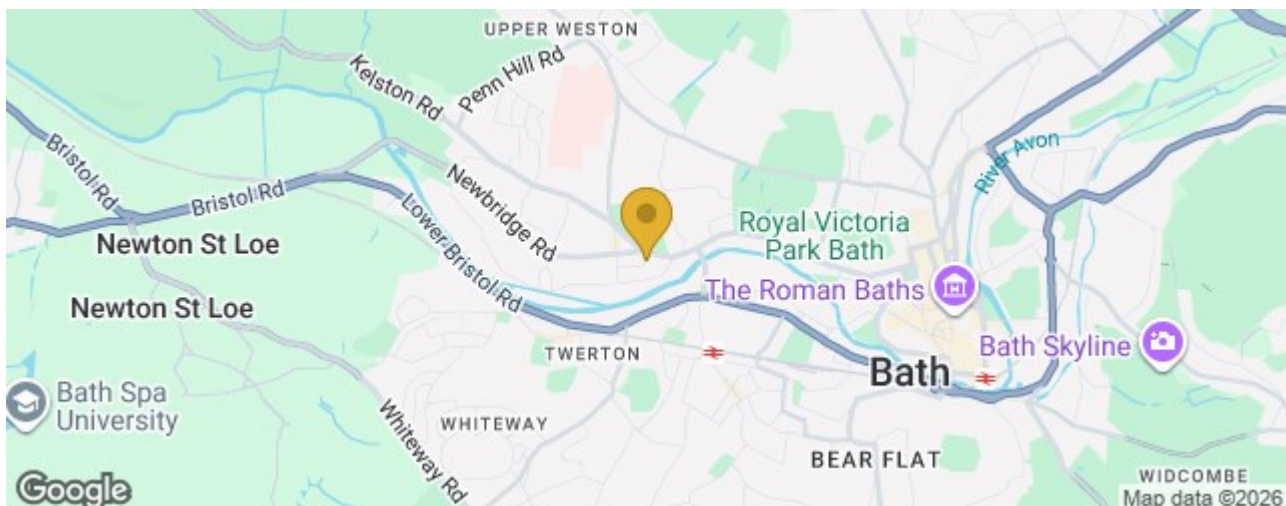
- Two Bedrooms
- Video viewing available
- EPC - instructed - awaiting report
- New Kitchen
- Holding deposit - one weeks worth of rent - £345.00
- White goods included
- Available now
- Council Tax Band - C - £2066.91

Video and physical viewings available. Two bedroom maisonette located on Ashley Avenue, Newbridge. The property is offered unfurnished and is available now.

Ashley Avenue is located in the Newbridge area of Bath. There is a bus stop and the end of the road and the popular Chelsea road with local shops is 0.2 miles away. The Royal Victoria Park is just over the road, and the Hospital is also nearby.

Set off the Upper Bristol Road, Ashley Avenue is a wonderful example of Victorian architecture. This upper floor maisonette is entered via steps, leading to your own front door. The inner hallway stairs rise to a half landing where you will find the bathroom, with an overhead shower, toilet and sink. The first floor provides the living accommodation, a generous size room with double windows. The kitchen is also located on this floor and is newly fitted kitchen with plenty of storage, a new fridge freezer and washer/dryer. To the upper floor you will find the two bedrooms both with windows and a landing with room for extra storage.

The property has recently been renovated and painted and features a new kitchen. Available now and offered unfurnished. The property would best suit a professional couple or single person.



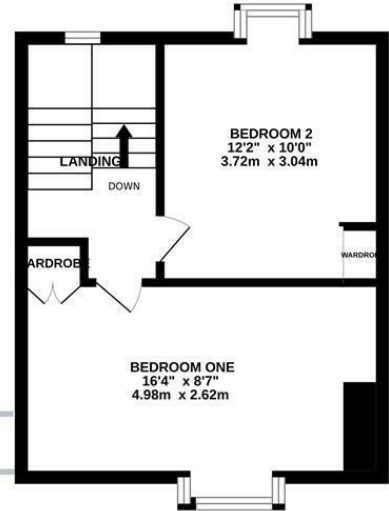
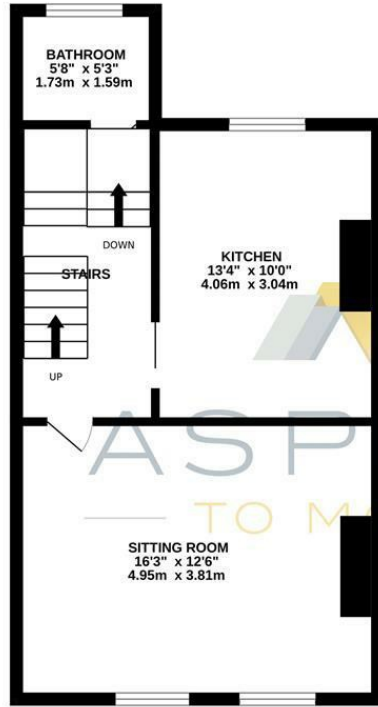
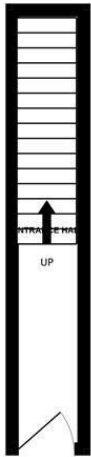


Floor Plan

GROUND FLOOR
432 sq.ft. (40.1 sq.m.) approx.

FIRST FLOOR
437 sq.ft. (40.5 sq.m.) approx.

SECOND FLOOR
322 sq.ft. (29.9 sq.m.) approx.



ASHLEY AVENUE, BATH, BA1

TOTAL FLOOR AREA : 822 sq.ft. (76.4 sq.m.) approx.

Whilst every attempt has been made to ensure the accuracy of the floorplan contained here, measurements of doors, windows, rooms and any other items are approximate and no responsibility is taken for any error, omission or mis-statement. This plan is for illustrative purposes only and should be used as such by any prospective purchaser. The services, systems and appliances shown have not been tested and no guarantee as to their operability or efficiency can be given.
Made with Metropix ©2026

These particulars, whilst believed to be accurate are set out as a general outline only for guidance and do not constitute any part of an offer or contract. Intending purchasers should not rely on them as statements of representation of fact, but must satisfy themselves by inspection or otherwise as to their accuracy. No person in this firm's employment has the authority to make or give any representation or warranty in respect of the property.

